




UKS2 Year B – Sculpture – Clay tile

Prior Learning: printing, sketching, painting, colour, shape, lines, form, sculpture, 3D.

Facts	Vocabulary
1. Who was Henri Rousseau? a) Born in 1844 in France b) Post-Impressionist Painter c) Inspired by the jungle and often painted nature and animals	1. Ceramic 2. Slab 3. Measure 4. Waterproof 5. Decoration. 6. Henri Rousseau 7. Raised 8. Indenting 9. PVA
2. Examining his artwork a) Tiger in a Tropical Storm b) The Snake Charmer c) Exotic Landscape	
3. Sketching and painting a nature setting a) B and H pencils (Bold and Hard) b) Observational sketching c) Mixing colours and creating tones with water colour	
4. What are ceramics? a) Made by taking mixtures of clay, powders and water and shading them into desired, 3D forms. b) Often for decoration	 <p>The Snake Charmer</p>
5. Creating a clay tile a) Flatten the clay to create a flat slab b) Desired thickness should be 1-1.5cm c) Measure out desired size, mark the outline and cut out using a knife.	
6. Decorating a clay tile using Henri Rousseau as Inspiration a) Poster paint b) Set using PVA to enable it to become waterproof c) Smooth brush strokes and bright, bold colours	 <p>Tiger in a Tropical Storm</p>
7. Creating a 3D, textured tile a) Indenting with objects b) Printing to create a desired texture c) Similarities and differences between flat and raised tiles d) Painting using thick and thin brushes	
8. Evaluating artwork a) Similarities – things that are the same b) Differences – things that are different	 <p>Exotic Landscape</p>
9. The wider influences of: a) Spanish ceramic tiles b) Ceramic decoration c) Uses of ceramics.	
All about Henri Rousseau https://artistinschool.com/henri-rousseau/ How to make a clay tile: https://www.doityourself.com/stry/how-to-make-ceramic-tile Clay for Children https://www.youtube.com/watch?time_continue=707&v=RIAfe1yG6ow https://artfulparent.com/create-colorful-clay-relief-tiles-for-kids-with-air-drying-clay/	