


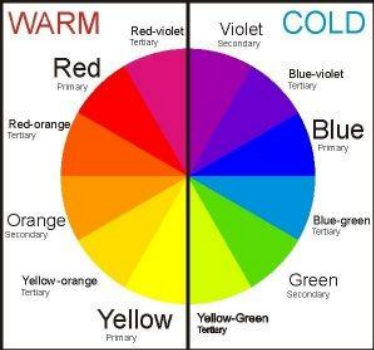


KS1 Year B - Textiles - Wax Resist

Prior Learning: mixing colours, lines, patterns, using water colours, identifying shapes.

Facts	Vocabulary
1. Warm and cold colours: a) Warm colours - red, orange, yellow and variations of those three colours b) Cold colours - include green, blue, purple and the variations of those colours	1. Warm 2. Cold 3. Cool 4. Spectrum 5. Variation 6. Wax resist sticks 7. Fabric 8. Texture 9. Fabric dye
2. Wax Resist painting: a) A process in which you use two materials which resist or repel each other to create a piece of art b) Waterproof c) Often uses wax	
3. Using wax resist sticks: a) Resists paints and creates shimmering effect b) Creating patterns and lines c) Natural medium	
4. Using fabric dye: a) Used to add colour to fabrics b) When applied, creates a chemical bond c) Thin layers	
5. Designing a pattern a) Warm colours – vivid and bold in nature b) Cold colours – calming or soothing in nature c) Lines – connecting two points d) Patterns – a repeated decorative design e) Shapes – different forms with outer edges	
6. Creating their design using wax sticks on fabric: a) Cotton – a soft, fluffy material b) Use wax paper underneath to protect the surface c) Uses a range of lines, pattern, colour and shape	
7. Using fabric dye on the designs: a) Warm and cold colours b) Thin layer c) Needs time to dry	<p align="center">Wax Resist patterns</p>
8. Evaluating: a) Texture – how something feels when it is touched b) Colour, line, pattern and shape	
9. The wider influences of: a) Other types of fabric art b) Other materials such as Vaseline and foil c) Famous artists	
Wax resist on fabric technique: https://abeautifulmess.com/2013/03/wax-resist-technique-scarf-diy.html How to dye fabric https://www.youtube.com/watch?v=a7M61pYYIOk Water colour wax resist https://www.youtube.com/watch?v=CbLsLxvzp3M	 <p align="center">Warm and Cold colours</p>