




## Digital Art – Knowledge Organiser

Prior Learning: Can independently take photographs/videos, discuss and evaluate work, Can follow teachers' instructions when using an online interactive program such as paint or draw.

Facts	Vocabulary
<p><b>1. What is digital art?</b></p> <ul style="list-style-type: none"> <li>Digital art is work made with digital technology or presented on digital technology.</li> <li>It includes images done completely on a computer or hand-drawn images scanned into a computer and finished using software programs.</li> <li>Some example of digital art are: digital photography, algorithmic art, dynamic painting, 2D or 3D computer graphics, Pixel art, digital collage</li> </ul>	<ol style="list-style-type: none"> <li>1. Tool – a tool or function on a painting program used to change the area of a canvas by adding paint strokes or colour</li> <li>2. Copy&amp;Paste – To copy something (on an electronic device) and pasting it somewhere else.</li> <li>3. Fill – To paint the inside of an enclosed object</li> <li>4. Erase – Rub out or remove</li> <li>5. Undo - a feature of a computer program that allows a user to cancel or reverse the last command executed.</li> </ol>
<p><b>2. Book illustrators that use digital art</b></p> <ul style="list-style-type: none"> <li>Oliver Jeffers, 'Here We Are'</li> <li>Jim Field, 'The Squirrels Who Squabbled'</li> </ul> <div style="display: flex; justify-content: space-around; align-items: center;">   </div>	<ol style="list-style-type: none"> <li>6. Manipulate – Making a change to the size, colour or shape of objects</li> <li>7. Duplicate – make an exact copy of something else</li> <li>8. Rotate – turning an object in a clockwise or anti clockwise direction</li> </ol>

### 3. Tools (Microsoft Paint)

1. Toolbar



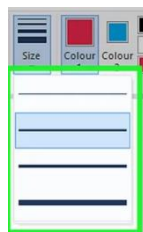
2. Choose a colour




3. Choose paintbrush



4. Line thickness



5. Fill



6. Erase



7. Add a shape



8. Cut, Copy & Paste

